



Technical Data // Series 7890

High Frequency Test Probe - Impedanz 50 Ohm - up to 9 GHz

HIGHLIGHTS

For high frequency measurements

Compact design

Inner conductor and outer tip are independently of each other and interchangeable

MECHANICAL DATA - Inner Conductor

Full Travel	2.00 mm
Working Travel	0.30 mm
Pre-loaded Spring Force	1.20/ 1.80 N
Spring Force at Working Travel	1.30/ 2.00 N

MECHANICAL DATA - Outer Conductor

Full Travel	5.00 mm
Working Travel	4.00 mm
Pre-Loaded Spring Force	1.50 N
Spring Force at Working Travel	4.00 N
Total Spring Force by Working Travel	5.30/ 6.00 N

TOTAL SPRING FORCE

ELEKTRISCHE WERTE ELECTRICAL DATA - Inner Conductor

Impedance	50 Ohm
Frequency Range	up to 9 GHz

MATERIALS

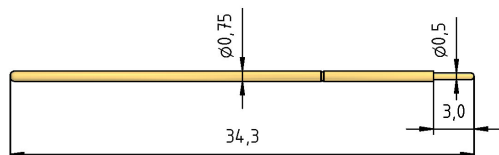
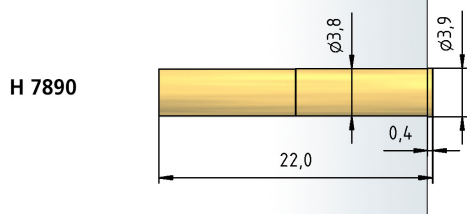
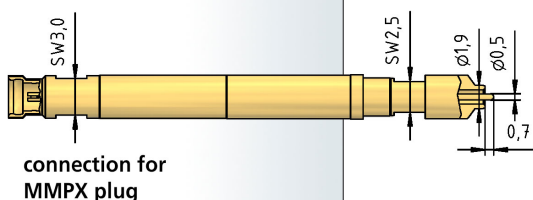
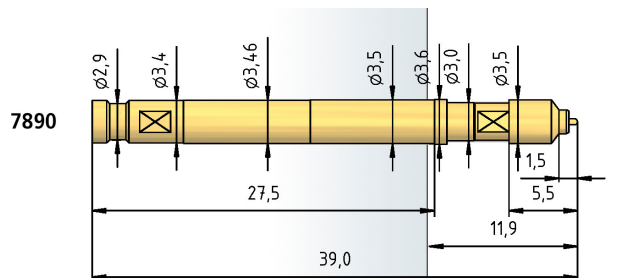

Barrel	Brass, gold-plated
Spring	Steel, gold-plated
Plunger	CuBe, gold-plated



Technical Data // Series 7890

High Frequency Test Probe - Impedanz 50 Ohm - up to 9 GHz

Type	Multiflex 86
Length	750 mm
Probe	MMPX
Technology	SMA



HOW TO ORDER - Inner Conductor

7860 - D - 1.3 N - Au - 0.5 C
 1 2 3 4 5 6

1. Series 2. Tip Style 3. Spring Force
 4. Tip Plating 5. Tip Diameter 6. Tip Material (only for CuBe)

HOW TO ORDER - Complete Test Probe

7890 - Z2 D - 5.3 N - Au - 1.9/ 0.5 C
 1 2 3 4 5 6 7 8

1. Series 2. Outer Conductor Tip 3. Inner Conductor Tip
 4. Total Spring Force 5. Tip Plating 6. Outer Tip Diameter
 7. Inner Tip Diameter 8. Tip Material (only for CuBe)