

Series 1061/G

- Test probe for cable harness testing
- Increased installation height
- Screwable - threaded design - against the creeping out of the Test Probe out of the receptacle
- Long full travel

Mechanical Data

Center	4.00 mm/160 mil
Temperature Range	-30 °C - +120 °C
Full Travel	7.00 mm
Working Travel	5.60 mm
Pre-loaded Spring Force	0.50/ 1.00 N
Spring Force at Working Travel	1.50/ 3.00 N

Electrical Data

Max. Current Rating	5.0 A
Typical Continuity Resistance	<= 35 mOhm

Materials

Barrel	Brass, gold-plated
Spring	Spring Steel, gold-plated
Plunger	Steel
Receptacle	Brass, gold-plated

Recommended Diameter of Drill

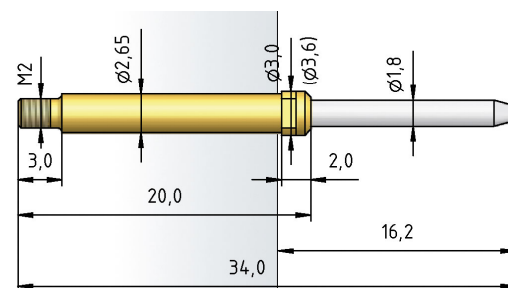
HP 2361.1 (Trolitax)	3.00 mm
HGW 2372	3.01 mm

Tip style - Diameter - Plating

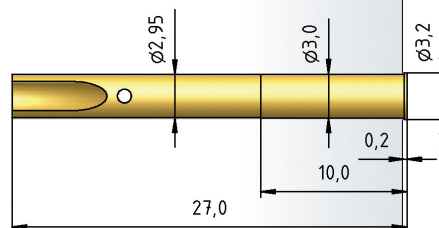


B	BA
1.80 Ni	1.80 Rh

1061/G



H 1060/G-L



H 1060/GR-L




H 1060/GRV-L

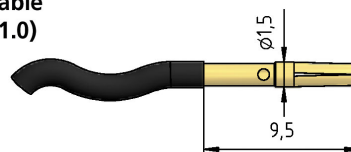


This receptacle is sealed vacuum-tight when a wire is soldered on.
Important:
 If too much solder is used there is a risk that it will get into the tread.

H 1060/GR-ST1.0



ST 1015-C1.0-V800
 (without cable
 ST 1015-C1.0)



How to Order

1061/ G - B - 1.5 N - Ni - 1.8

1 2 3 4 5 6

1. Series 2. Threaded Design 3. Tip Style
 4. Spring Force 5. Tip Plating 6. Tip Diameter