




## AKZ750/..-10.16-V-GREEN



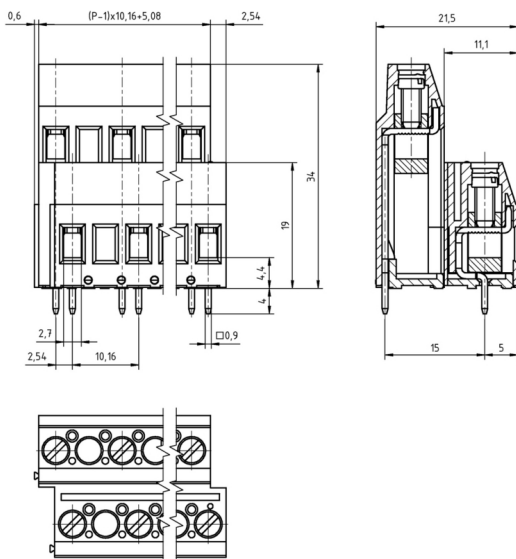
## Technical Data

Wire sizes		Insulating Material	
Solid min	0.2 mm <sup>2</sup>	Material	PA 6.6
Solid max	4.0 mm <sup>2</sup>	Flammability Class	UL 94 V-0
Stranded (flexible) min	0.2mm <sup>2</sup>	<b>Temperatures</b>	
Stranded (flexible) max	2.5 mm <sup>2</sup>	Operating Temperature (without mech. load)	-40 °C - 105 °C
Stranded with Ferrule min	0.25 mm <sup>2</sup>	Store Temperature	-40 °C - 105 °C
Stranded with Ferrule max	2.5 mm <sup>2</sup>	<b>Wave Soldering Process</b>	
<b>Dimensions</b>		Soldering Temperature, recommended	260 °C
Stripped Length	8.0 mm	Peak Soldering Time, recommended	3-4 s
PCB Hole Diameter	1.3 mm	<b>Reflow Process</b>	
<b>Materials</b>		Soldering Temperature, recommended	-
Clamp	Brass	Peak Soldering Time, recommended	-
Screw	Steel		
Solder Tab	Copper Alloy		

## Colours

	GREEN, RAL 6018
	GREY, RAL 7016
	LIGHT GREEN, similar RAL 6018


Colours according to RAL, there may be variations on colour due to production conditions. Special colours on request.



## Order Data (Spacing 10.16 mm)

Poles	Width (mm)	Article Designation	Article Number	PU
2	18.38	AKZ750/2-10.16-V-GREEN	50750020250 D	50
3	28.54	AKZ750/3-10.16-V-GREEN	50750030250 D	50
4	38.70	AKZ750/4-10.16-V-GREEN	50750040250 D	50
5	48.86	AKZ750/5-10.16-V-GREEN	50750050250 D	50
6	59.02	AKZ750/6-10.16-V-GREEN	50750060250 D	50

## Accessoires

Figure	Designation	Article Number
	Screw Cover SC-AK700-YELLOW	Order Data: 50700000004

## Ratings

UseGroup	C <sub>R</sub> US			VDE	
	B	C	D		
Rated Voltage	300 V	150 V	300 V	1.000 V	
Rated Current	20 A	20 A	-	24 A	
Rated Wire Size				min	max
- solid	AWG 30-12	AWG 30-12	AWG 30-12	0.5 mm <sup>2</sup>	4.0 mm <sup>2</sup>
- stranded	AWG 30-12	AWG 30-12	AWG 30-12	0.5 mm <sup>2</sup>	2.5 mm <sup>2</sup>
Torque	0.45 Nm	0.45 Nm	0.45 Nm	0.50 Nm	
Screw Size	M3	M3	M3	M3	
Test Voltage	1.60 kV	1.30 kV	1.60 kV	3.5 kV	