




## AK750/..-5.0-V-GREEN



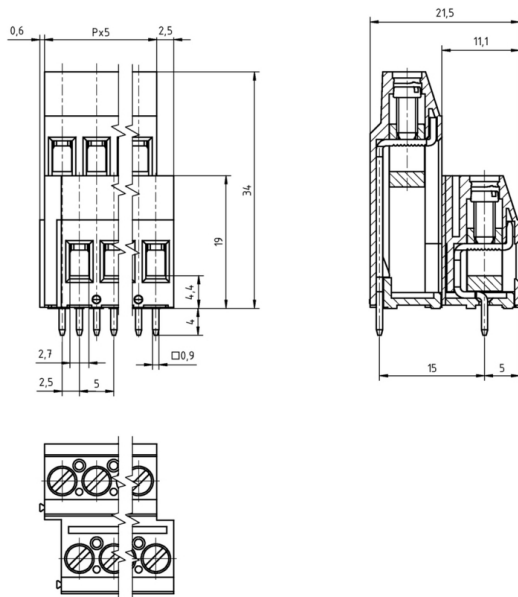
## Technical Data

Wire sizes		Insulating Material	
Solid min	0.2 mm <sup>2</sup>	Material	PA 6.6
Solid max	4.0 mm <sup>2</sup>	Flammability Class	UL 94 V-0
Stranded (flexible) min	0.2mm <sup>2</sup>	<b>Temperatures</b>	
Stranded (flexible) max	2.5 mm <sup>2</sup>	Operating Temperature (without mech. load)	-40 °C - 105 °C
Stranded with Ferrule min	0.25 mm <sup>2</sup>	Store Temperature	-40 °C - 105 °C
Stranded with Ferrule max	2.5 mm <sup>2</sup>	<b>Wave Soldering Process</b>	
<b>Dimensions</b>		Soldering Temperature, recommended	260 °C
Stripped Length	8.0 mm	Peak Soldering Time, recommended	3-4 s
PCB Hole Diameter	1.3 mm	<b>Reflow Process</b>	
<b>Materials</b>		Soldering Temperature, recommended	-
Clamp	Brass	Peak Soldering Time, recommended	-
Screw	Steel		
Solder Tab	Copper Alloy		

## Colours

	GREEN, RAL 6018
	GREY, RAL 7016
	LIGHT GREEN, similar RAL 6018

Colours according to RAL, there may be variations on colour due to production conditions. Special colours on request.



## Order Data (Spacing 5.0 mm)

Poles	Width (mm)	Article Designation	Article Number	PU
2	13.10	AK750/2-5.0-V-GREEN	50750020201 D	50
3	18.10	AK750/3-5.0-V-GREEN	50750030201 D	50
4	23.10	AK750/4-5.0-V-GREEN	50750040201 D	50
5	28.10	AK750/5-5.0-V-GREEN	50750050201 D	50
6	33.10	AK750/6-5.0-V-GREEN	50750060201 D	50
7	38.10	AK750/7-5.0-V-GREEN	50750070201 D	50
8	43.10	AK750/8-5.0-V-GREEN	50750080201 D	50
9	48.10	AK750/9-5.0-V-GREEN	50750090201 D	50
10	53.10	AK750/10-5.0-V-GREEN	50750100201 D	50
11	58.10	AK750/11-5.0-V-GREEN	50750110201 D	50
12	63.10	AK750/12-5.0-V-GREEN	50750120201 D	50

## Accessoires

Figure	Designation	Article Number
	Bridge, 2-pole, insulated, BRI/2-5.0/5.08-LIGHT GREY	Order Data: 50000000006
	Bridge, 3-pole, insulated, BRI/3-5.0/5.08-LIGHT GREY	Order Data: 50000000007
	Bridge, 2-pole, BR/2-5.0/5.08-L7.0	Order Data: 50000000008
	Screw Cover SC-AK700-YELLOW	Order Data: 50700000004

## Ratings

UseGroup	cRU <sup>®</sup> US			VDE	
	B	C	D		
Rated Voltage	300 V	150 V	300 V	250 V	
Rated Current	20 A	20 A	10 A	24 A	
Rated Wire Size				min	max
- solid	AWG 30-12	AWG 30-12	AWG 30-12	0.5 mm <sup>2</sup>	4.0 mm <sup>2</sup>
- stranded	AWG 30-12	AWG 30-12	AWG 30-12	0.5 mm <sup>2</sup>	2.5 mm <sup>2</sup>
Torque	0.45 Nm	0.45 Nm	0.45 Nm	0.50 Nm	
Screw Size	M3	M3	M3	M3	
Test Voltage	1.60 kV	1.30 kV	1.60 kV	2.0 kV	