



AK340/..-5.0-OL-GREEN



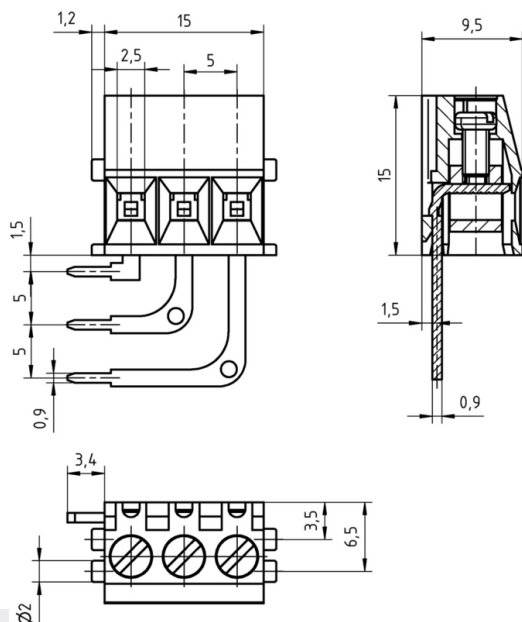
Technical Data

Wire sizes		Insulating Material	
Solid min	0.14 mm ²	Material	PA 6.6
Solid max	4.0 mm ²	Flammability Class	UL 94 V-0
Stranded (flexible) min	0.14mm ²	Temperatures	
Stranded (flexible) max	4.0 mm ²	Operating Temperature (without mech. load)	-40 °C - 105 °C
Stranded with Ferrule min	0.14 mm ²	Store Temperature	-40 °C - 105 °C
Stranded with Ferrule max	1.5 mm ²	Wave Soldering Process	
Dimensions		Soldering Temperature, recommended	260 °C
Stripped Length	7.0 mm	Peak Soldering Time, recommended	3-4 s
PCB Hole Diameter	1.3 mm	Reflow Process	
Materials		Soldering Temperature, recommended	-
Clamp	Brass	Peak Soldering Time, recommended	-
Screw	Steel		
Solder Tab	Brass		

Colours

	GREEN, RAL 6018
	BLACK, RAL 9011
	LIGHT GREY, RAL 7035




Colours according to RAL, there may be variations on colour due to production conditions. Special colours on request.





Order Data (Spacing 5.0 mm)

Poles	Width (mm)	Article Designation	Article Number	PU
3	17.40	AK340/3-5.0-OL-GREEN	50340030061 F	200

Accessoires

Figure	Designation	Article Number
	Bridge, 2-pole, insulated, BRI/2-5.0/5.08-LIGHT GREY	Order Data: 50000000006
	Bridge, 3-pole, insulated, BRI/3-5.0/5.08-LIGHT GREY	Order Data: 50000000007
	Bridge, 2-pole, BR/2-5.0/5.08-L7.0	Order Data: 50000000008

Ratings

UseGroup					
	B	C	D		
Rated Voltage	300 V	-	300 V	250 V	
Rated Current	16 A	-	10 A	16 A	
Rated Wire Size				min	max
- solid	AWG 22-12	-	AWG 22-12	0.2 mm ²	4.0 mm ²
- stranded	AWG 22-12	-	AWG 22-12	0.2 mm ²	2.5 mm ²
Torque	0.40 Nm	-	0.40 Nm	0.40 Nm	
Screw Size	M2.5	-	M2.5	M2.5	
Test Voltage	1.60 kV	-	1.60 kV	2.0 kV	