




AK1710/..-3.5-GREEN



Technical Data

Wire sizes		Insulating Material	
Solid min	0.14 mm ²	Material	PA 6.6
Solid max	1.5 mm ²	Flammability Class	UL 94 V-0
Stranded (flexible) min	0.14mm ²	Temperatures	
Stranded (flexible) max	1.5 mm ²	Operating Temperature (without mech. load)	-40 °C - 105 °C
Stranded with Ferrule min	0.25 mm ²	Store Temperature	-40 °C - 105 °C
Stranded with Ferrule max	1.0 mm ²	Wave Soldering Process	
Dimensions		Soldering Temperature, recommended	-
Stripped Length	7.0 mm	Peak Soldering Time, recommended	-
Materials		Reflow Process	
Clamp	Brass	Soldering Temperature, recommended	-
Screw	Bronze	Peak Soldering Time, recommended	-
Contact Spring	Bronze		

Colours

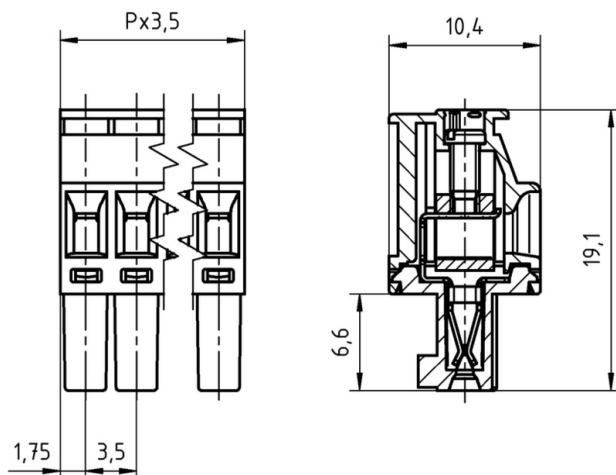
	GREEN, RAL 6018
	LIGHT GREY, RAL 7035
	LIGHT GREEN, similar RAL 6018

Colours according to RAL, there may be variations on colour due to production conditions. Special colours on request.

Counterparts (Spacing 3.5 mm)

Pin Strip
STL1550






In combination of connectors with different admission data, the lower value is valid.



Order Data (Spacing 3.5 mm)

Poles	Width (mm)	Article Designation	Article Number	PU
2	7.00	AK1710/2-3.5-GREEN	51710020001 F	200
3	10.50	AK1710/3-3.5-GREEN	51710030001 F	200
4	14.00	AK1710/4-3.5-GREEN	51710040001 F	200
5	17.50	AK1710/5-3.5-GREEN	51710050001 F	200
6	21.00	AK1710/6-3.5-GREEN	51710060001 E	100
7	24.50	AK1710/7-3.5-GREEN	51710070001 E	100
8	28.00	AK1710/8-3.5-GREEN	51710080001 D	50
9	31.50	AK1710/9-3.5-GREEN	51710090001 D	50
10	35.00	AK1710/10-3.5-GREEN	51710100001 D	50
11	38.50	AK1710/11-3.5-GREEN	51710110001 D	50
12	42.00	AK1710/12-3.5-GREEN	51710120001 D	50
13	45.50	AK1710/13-3.5-GREEN	51710130001 D	50
14	49.00	AK1710/14-3.5-GREEN	51710140001 D	50
15	52.50	AK1710/15-3.5-GREEN	51710150001 D	50
16	56.00	AK1710/16-3.5-GREEN	51710160001 D	50
17	59.50	AK1710/17-3.5-GREEN	51710170001 D	50
18	63.00	AK1710/18-3.5-GREEN	51710180001 D	50
19	66.50	AK1710/19-3.5-GREEN	51710190001 D	50
20	70.00	AK1710/20-3.5-GREEN	51710200001 D	50

Accessoires

Figure	Designation	Article Number
	Series AK(Z)1710 with pull relief	Order Data: on request
	Bridge, 2-pole, BR/2-3.5/3.81-L7.5	Order Data: 50000000015
	Bridge, 3-pole, BR/3-3.5/3.81-L7.5	Order Data: 50000000016
	Bridge, 2-pole, insulated, BRI/2-7.0/7.62-L7.5-LIGHT GREY	Order Data: 50000000018
	Bridge, 2-pole, angled, BR/2-3.5/3.81-H-L7.5	Order Data: 50000000029

Ratings

UseGroup	cRU [®] US			VDE	
	B	C	D		
Rated Voltage	300 V	-	300 V	160 V	
Rated Current	8 A	-	8 A	8 A	
Overvoltage Category				III	
Rated Wire Size			min		max
- solid	AWG 28-16	-	AWG 28-16	0.5 mm ² (6 A)	1.5 mm ² (8 A)
- stranded	AWG 28-16	-	AWG 28-16	0.5 mm ² (6 A)	1.5 mm ² (8 A)
Torque	0.25 Nm	-	0.25 Nm	0.25 Nm	
Screw Size	M2	-	M2	M2	
Test Voltage	1.60 kV	-	1.60 kV	2.5 kV	
Pollution Degree				3	