

# Series 1015

- Universal field of application
- Contacting of assembled PCBs
- Wide variety of types


Mechanical Data	
Center	2.54 mm/100 mil
Full Travel	4.40 mm
Working Travel	3.50 mm
Pre-loaded Spring Force	0.25/ 0.40/ 0.40/ 0.30/ 0.70/ 0.60 N
Spring Force at Working Travel	0.70/ 1.00/ 1.50/ 1.70/ 2.50/ 3.00 N

Electrical Data	
Max. Current Rating	5.0 A
Typical Continuity Resistance	<= 20 mOhm

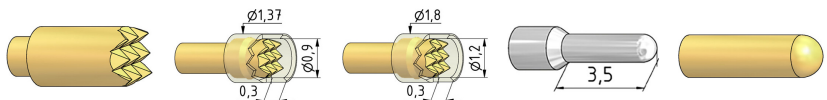
Materials	
Barrel	Bronze, gold-plated
Spring	Spring Steel, gold-plated
Plunger	Steel, CuBe
Receptacle	Bronze, gold-plated

Recommended Diameter of Drill	
HP 2361.1 (Trolitax)	1.67 mm
with pressed-in Ring	1.75 mm
HGW 2372	1.69 mm
with pressed-in Ring	1.76 mm

## Tip style - Diameter - Plating



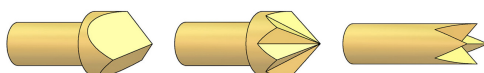
A	A6	B	BS	C
1.80 Au/Ni	1.80C Au	0.75 Au/Ni/Rh	0.38 Au	1.00 Au 1.30C Au 1.80C Au/Ni



C15	C15	C25	D	D
1.80 Au	0.90/1.37 Au/HTK	1.20/1.80 Au/HTK	0.50 Ni	0.60C Au 0.65C Au/Ni 0.75 Au/Rh



D	E	F	F	G
1.25 Au/Ni	1.80 Au/Ni	0.75 Rh	1.50C Au 1.80 Rh	1.30 Rh 1.80 Au/Ni



H	K	Q
1.30 Rh 1.80 Au 3.00 Rh	1.80 Au/Ni	0.75C Au

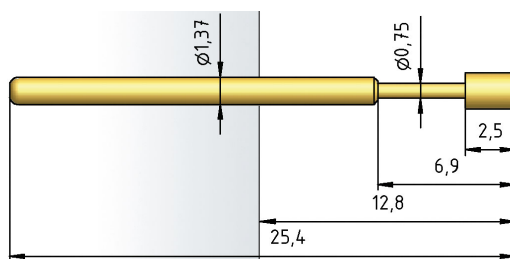
## How to Order

1015 - C - 1.5 N - Au - 1.8 - C  
 1 2 3 4 5 6

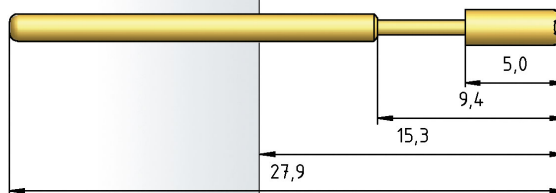
1. Series 2. Tip Style 3. Spring Force  
 4. Tip Plating 5. Tip Diameter 6. Ring Contact Material (only for CuBe)

# Series 1015

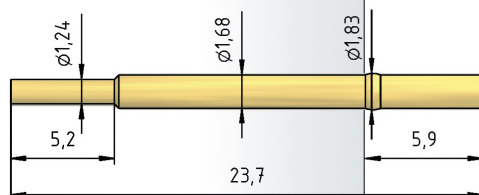
1015



1015  
(for Tip Style C15)



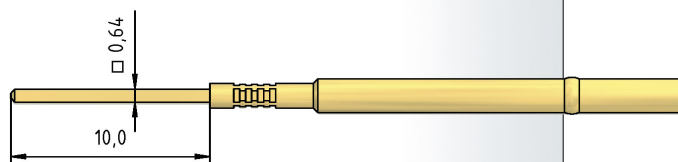
H 1015 C



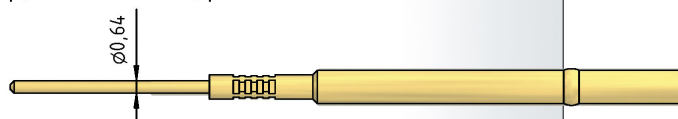
H 1015 L




H 1015 W



H 1015 WR




H 1015 C-K



H 1015 L-K



H 1015 W-K



H 1015 WR-K

